

ADA PARKING REQUIREMENTS/TABULATION:

PER SECTION 208.2 OF THE 2010 ADA STANDARDS FOR ACCESSIBLE DESIGN, THE REQUIRED NUMBER OF ADA PARKING SPACES IS AS FOLLOWS:

1-25 TOTAL STANDARD SPACES: 1 ADA SPACE (PER SEPARATE PARKING AREA)

VAN ACCESSIBLE : 1 PER 6 ADA SPACES, MINIMUM OF 1

TOTAL ON-SITE PROPOSED SPACES:

20 (NEPTUNE STREET FACULTY PARKING LOT)

4 (FRONT ENTRANCE VISITOR PARKING)

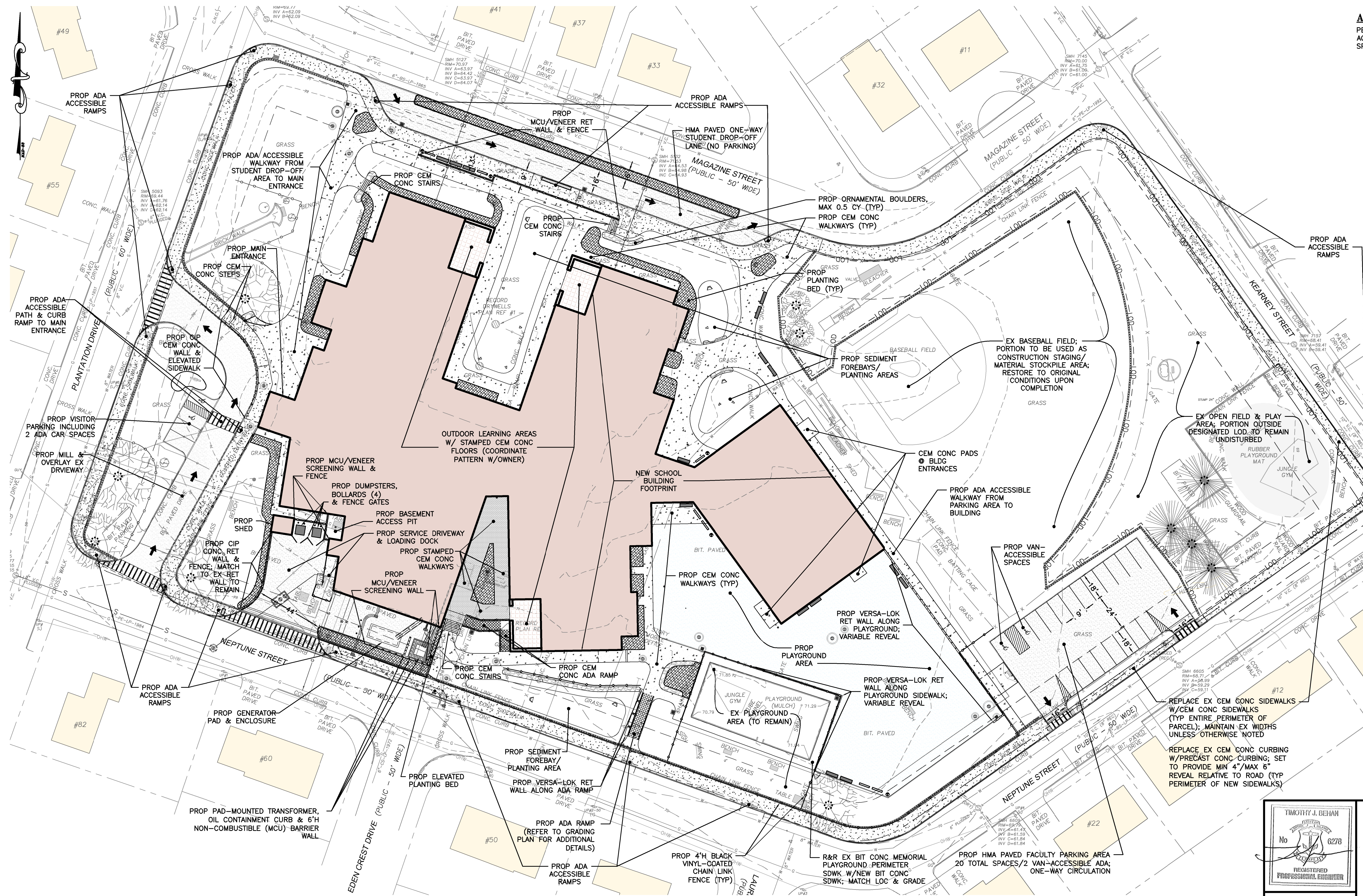
= 24 TOTAL IN TWO PARKING AREAS

TOTAL REQUIRED ADA SPACES:

1 ADA SPACE PER PARKING FACILITY x 2 PARKING AREAS = 2 ADA SPACES

1 VAN ACCESSIBLE SPACE/6 REQUIRED ADA SPACES = 1 VAN ACCESSIBLE SPACE

PROPOSED: PROVIDE 2 VAN-ACCESSIBLE ADA SPACES IN FACULTY PARKING LOT & 2 STANDARD ADA SPACES IN FRONT ENTRANCE VISITOR PARKING



PLAN VIEW


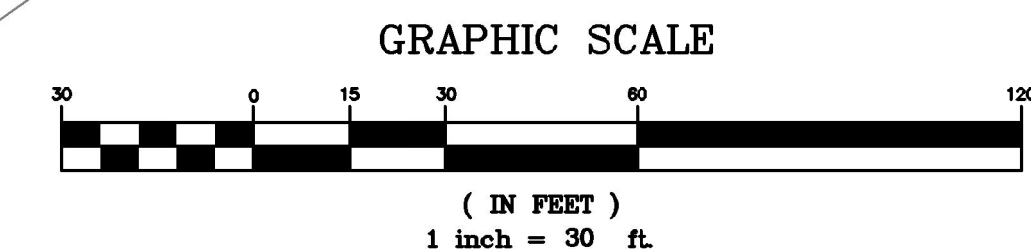
SITE STRUCTURAL WALL NOTES:

- THREE (3) TYPES OF STRUCTURAL WALLS ARE CALLED FOR ON THE SITE:
 - VERSA-LOK SEGMENTAL BLOCK WALLS
 - CAST-IN-PLACE CEMENT CONCRETE (CIP CEM CONC) WALLS
 - MODULAR CONCRETE UNIT (MCU)/VENEER WALLS
- THE VERSA-LOK WALLS SHALL BE AS INDICATED ON THESE PLANS AND THE CIVIL/SITE DETAILS.
- THE CIP CEM CONC WALLS SHALL BE AS INDICATED ON THE ARCHITECTURAL AND STRUCTURAL PLANS AND DETAIL SHEETS.
- THE MCU/VENEER WALLS SHALL BE AS INDICATED ON THE ARCHITECTURAL AND STRUCTURAL PLANS AND DETAIL SHEETS.

DRAWING ISSUE:

- ☐ CONCEPT
- ☐ CUSTOMER APPROVAL
- ☒ PERMITTING
- ☐ CONSTRUCTION
- ☐ AS-BUILT
- ☐ OTHER:

ONLY PLANS ISSUED FOR CONSTRUCTION SHALL BE USED FOR CONSTRUCTION



REVISIONS				
No.	DATE	DRWN	CHKD	
1	6/17/21	MCZ	TJB	
2	6/23/21	MCZ	TJB	

PERMITTING PLANS
FOR
GARDEN CITY ELEMENTARY SCHOOL
70 PLANTATION DRIVE
A.P. 10-1, LOT 709
CRANSTON, RHODE ISLAND
SITE LAYOUT PLAN

SCALE: 1" = 30'		SHEET NO: 5 OF 18	
DRAWN BY: MCZ	DESIGN BY: MCZ	CHECKED BY: TJB	
DATE: MAY 2021		PROJECT NO.: 20040.00	